



FLOOR SQ.M APPROX. = 874

FLOOR SQ.FT APPROX. = 9408

Square foot shown is based on supplied building shell and includes all columns - subject to site survey

GENERAL CEILING HEIGHT - see below
Unless other noted - Refer to survey details

FLOOR VOID = see below
Unless other noted - Refer to survey details

CEILING VOID = see below
Unless other noted - Refer to survey details

ACCOMMODATION SCHEDULE

FACILITY	QTY
Reception	1
Cafe	1
Lounge	1
Conference Room (12)	2
Conference Room (10)	1
Conference Room (4)	1
Huddle Room	-
Mail Room	1
Open Plan - Commons	48
Open Plan - Labs / CoWork	44
Print Area	2
IT Room	1
Phone Booth	6
Tea point	1
TOTAL HEAD COUNT	92

KEY

- JOINERY ITEM
- Minimal works proposed to these areas. Notes shown in red.
- Layout to amp shown nationally. All subject to water and waste service routes and final cable operation and design.

SEE VIASTAK DETAILS DRAWINGS FOR AUDIO VISUAL.

AB	ISSUED AS BUILT	HL	28.06.15
----	-----------------	----	----------

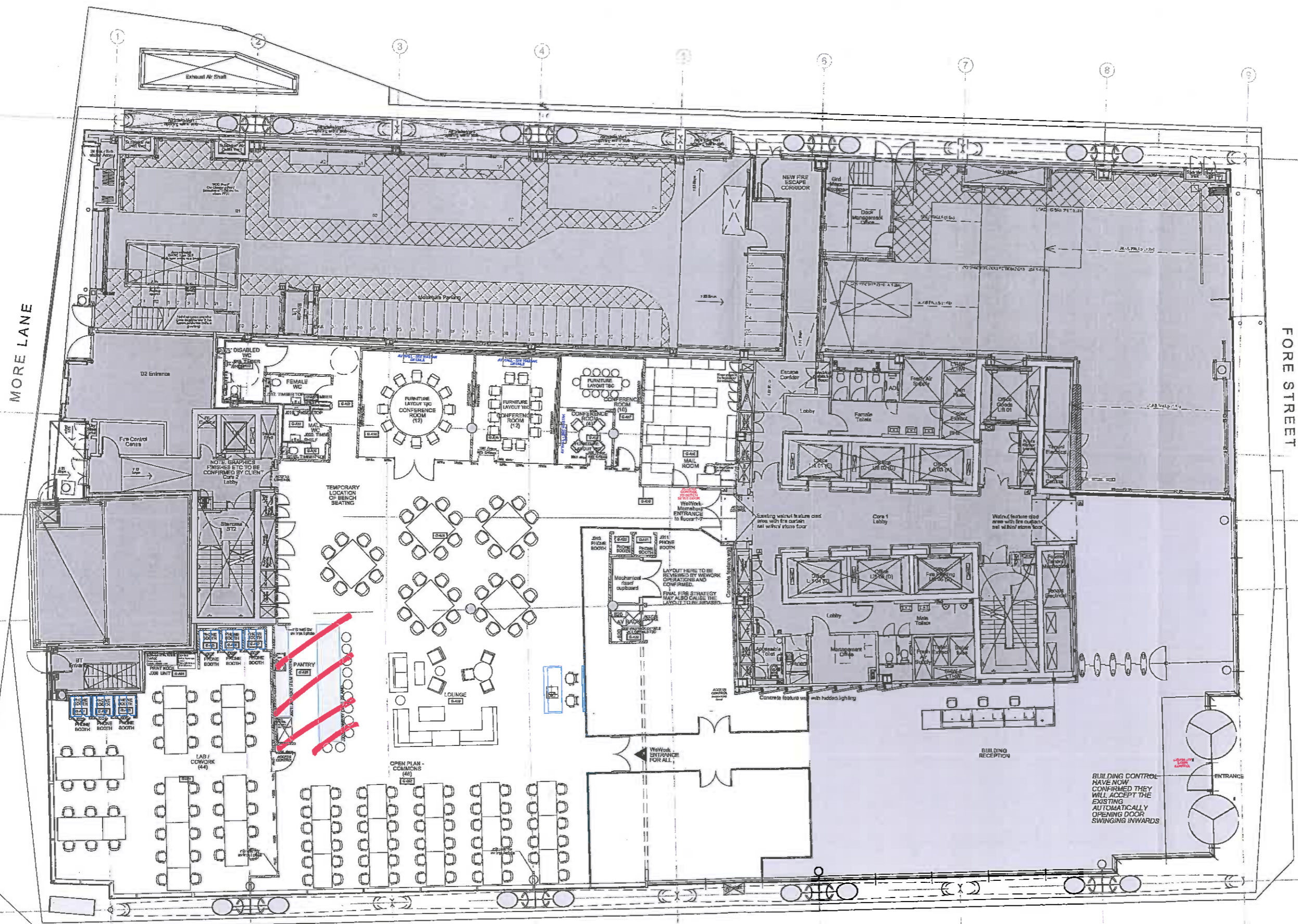
Rev	Descriptive amendments	Drawn by	Date
	Pro-Design - Construction - As Built		

AS BUILT

Client
WeWork
Client Contact
Site Address
Moorgate Exchange
Fore Street
London

Drawing Title
Ground Floor - General Arrangement
Account Manager
Rob Gregory
Designer/Project Manager
Claire Elliott / Rob Parkin
Scale
1:100 @ A1
Drawn by
AN
First Drawing Date
26/02/2015
Contract Number
1000
Building
01
Floor
0G
Detail
GA
Revision
AB

oktra
Laser House
132-140 Goswell Road
London EC1V 7DY
T: +44 (0)20 7553 9500
F: +44 (0)20 7553 9501
www.oktra.co.uk



BUILDING INFORMATION (ALL DIMENSIONS APPROX AND ARE SUBJECT TO CHECKING BY RELEVANT CONTRACTORS):
OPEN PLAN FLOOR VOID: TBC on SITE (including 30mm floor tile).
OPEN PLAN RAISED ACCESS FLOOR TO UNDERSIDE OF SUSPENDED/MF CEILING: varies but generally 3016mm rising to 4171mm by windows.
OPEN PLAN RAISED ACCESS FLOOR TO UNDERSIDE OF CEILING SLAB: 4982mm.
OPEN PLAN MAIN SKIRTING (EXISTING): 110h x 10mm deep.
OPEN PLAN FEATURE SKIRTING (EXISTING): 100h X 2mm deep.
LIFT LOBBY CEILING HEIGHTS F.F.L TO UNDERSIDE OF MF: vary. See Ground floor detail drawing for reception/cafe area.
GROUND FLOOR

ALCOHOL SUPPLY AREA

NOTES: This drawing is the exclusive copyright of Oktra and may not be copied or treated in any third party without prior consent. All dimensions shall be checked on site and not relied upon from this drawing. All drawings and proposals are subject to approval by statutory authorities.



FLOOR SQ.M APPROX. = 1988
 FLOOR SQ.FT APPROX. = 21399
Square Foot shown is based on suggested building plans and includes 2 columns - subject to site survey
 GENERAL CEILING HEIGHT = 0000mm
Unless other noted - Refer to survey data
 FLOOR VOID = 000mm
Unless other noted - Refer to survey data
 CEILING VOID = 000mm
Unless other noted - Refer to survey data

ACCOMMODATION SCHEDULE	
FACILITY	QTY
Open Plan	-
Offices (1 person)	6
Offices (2 person)	20
Offices (3 person)	15
Offices (4 person)	17
Offices (5 person)	28
Offices (9 person)	-
Offices (10 person)	1
Offices (12 person)	3
Offices (14 person)	1
Offices (16 person)	1
Offices (18 person)	1
Conference Room (4 Person)	3
Conference Room (5 Person)	1
Meeting Room (6 Person)	3
Meeting Room (10 Person)	1
Corrums Room	1
Tea Point / Breakout	1
Copy Point	2
Refuse Room	1
Phone Booth	13
TOTAL HEAD COUNT	421

KEY

- 1300 1300 X 610mm WORKSTATIONS WITH LESS AT 1025mm
- JOHNSON ITEM
- Minimal works proposed to these areas. Notes shown in red.
- Layout to area shown reasonably. All subject to water and waste service routes and fire exit operative final design.

SEE VIASKT DETAILS DRAWINGS FOR AUDIO VISUAL

AS ISSUED FOR DRAWING	HL	23.06.15
Rev	Descriptive amendments	Drawn by Date
AS BUILT		

Client
 WeWork

Client Contact

Site Address
 Neogate Exchange
 Fero Street
 London

Drawing Title
 First Floor - General Arrangement

Account Manager
 Rob Gregory

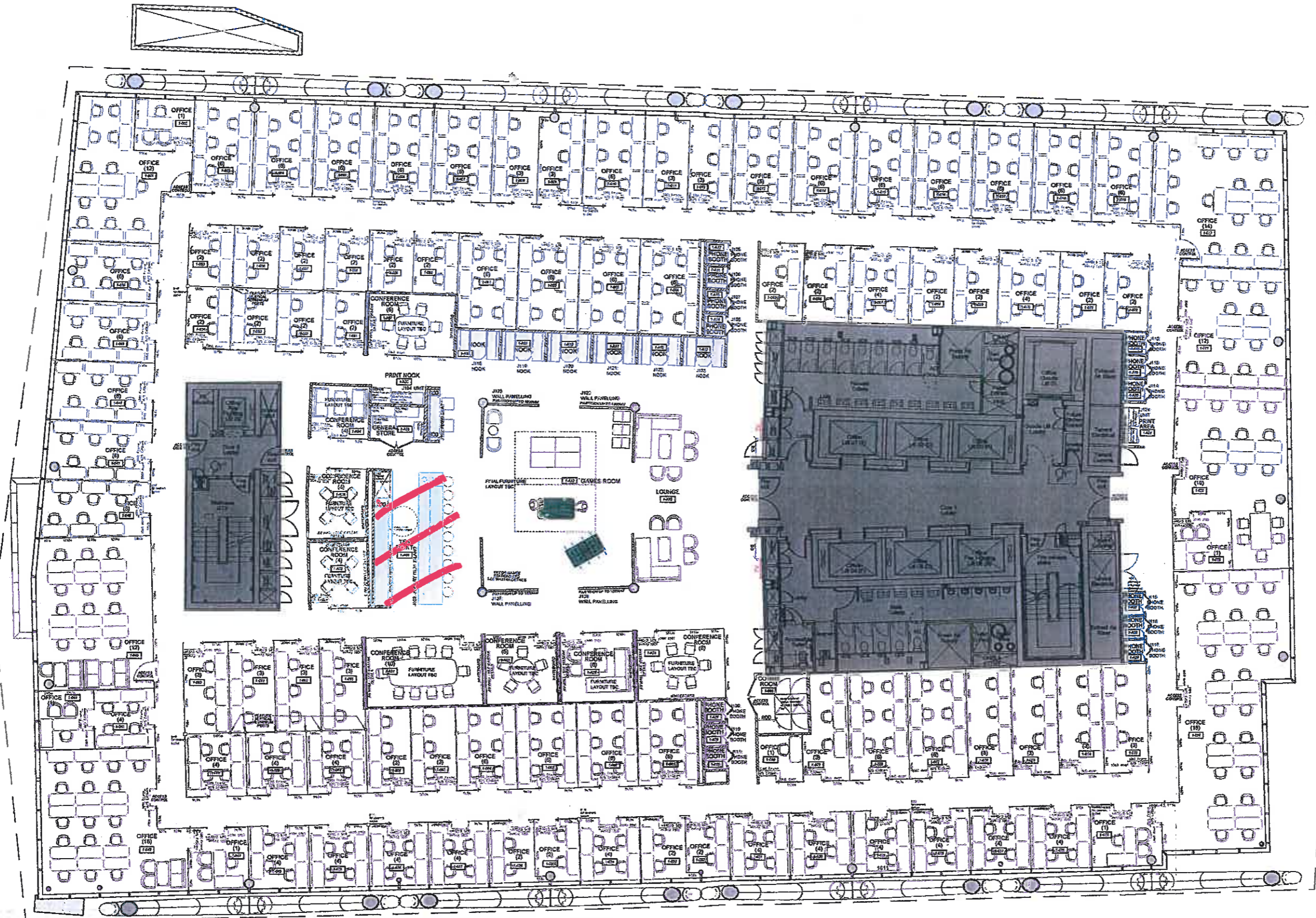
Designer / Project Manager
 Claire Elliott / Rob Parkin

Scale 1:100 @ A1 **Drawn by** AM **First Drawing Date** 26/02/2015

Contract Number	Building	Floor	Date	Revision
1000	01	01	GA	AB

oktra

Laser House
 132-140 Goswell Road
 London EC1V 7DY
 T: +44 (0)20 7553 9500
 F: +44 (0)20 7553 9501
 www.oktra.co.uk



BUILDING INFORMATION (ALL DIMENSIONS APPROX AND ARE SUBJECT TO CHECKING BY RELEVANT CONTRACTORS):
 OPEN PLAN FLOOR VOID: **TBC on SITE** (including 30mm floor tile).
 OPEN PLAN RAISED ACCESS FLOOR TO UNDERSIDE OF SUSPENDED/MF CEILING: varies but generally 3014mm.
 OPEN PLAN RAISED ACCESS FLOOR TO UNDERSIDE OF CEILING SLAB: 3818mm.
 OPEN PLAN MAIN SKIRTING (EXISTING): 110h x 10mm deep.
 OPEN PLAN FEATURE SKIRTING (EXISTING): 100h x 2mm deep.
 LIFT LOBBY CEILING HEIGHTS F.F.L TO UNDERSIDE OF MF: 2748mm/ 2897mm.

FIRST FLOOR

ALCOHOL SUPPLY AREA

© 2015. This drawing is the property of oktra and may not be copied or used in whole or in part without the prior written consent of oktra. All dimensions and details are subject to check and approval by relevant authorities.



FLOOR SQ.M APPROX. = 2182
 FLOOR SQ.FT APPROX. = 23487
 Square foot shown is based on implied building shell and includes all columns - subject to site survey
 GENERAL CEILING HEIGHT = 0000mm
 Unless other noted - Refer to survey details
 FLOOR VOID = 000mm
 Unless other noted - Refer to survey details
 CEILING VOID = 000mm
 Unless other noted - Refer to survey details

ACCOMMODATION SCHEDULE	
FACILITY	QTY
Open Plan	-
Offices (1 person)	27
Offices (2 person)	24
Offices (3 person)	12
Offices (4 person)	20
Offices (6 person)	22
Offices (7 person)	1
Offices (8 person)	4
Offices (13 person)	1
Offices (18 person)	1
Offices (18 person)	1
Offices (21 person)	1
Conference Room (5 Person)	3
Conference Room (5 Person)	4
Conference Room (10 Person)	1
Board Room (18 Person)	1
Comms Room	1
Tea Point / Breakout	1
Copy Point	2
Re-use Room	1
Phone Booth	17
TOTAL HEAD COUNT	430

KEY

- 1300 X 610mm WORKSTATIONS WITH LEGS AT 1020mm
- JOURNERY ITEM
- Material works proposed to these areas. Refer to other sheets.
- Lay-out in area shown provisionally. All subject to water and waste service routes and final c/c's operation and design.

SEE VIASTAK DETAILS DRAWINGS FOR AUDIO VISUAL.

AB ISSUED AS BUILT HL 26.06.15

Rev | Descriptive annotations | Drawn by | Date

Pre-Design - Construction - As Built

AS BUILT

WeWork

Client Contact

Site Address
 Moorgate Exchange
 Fore Street
 London

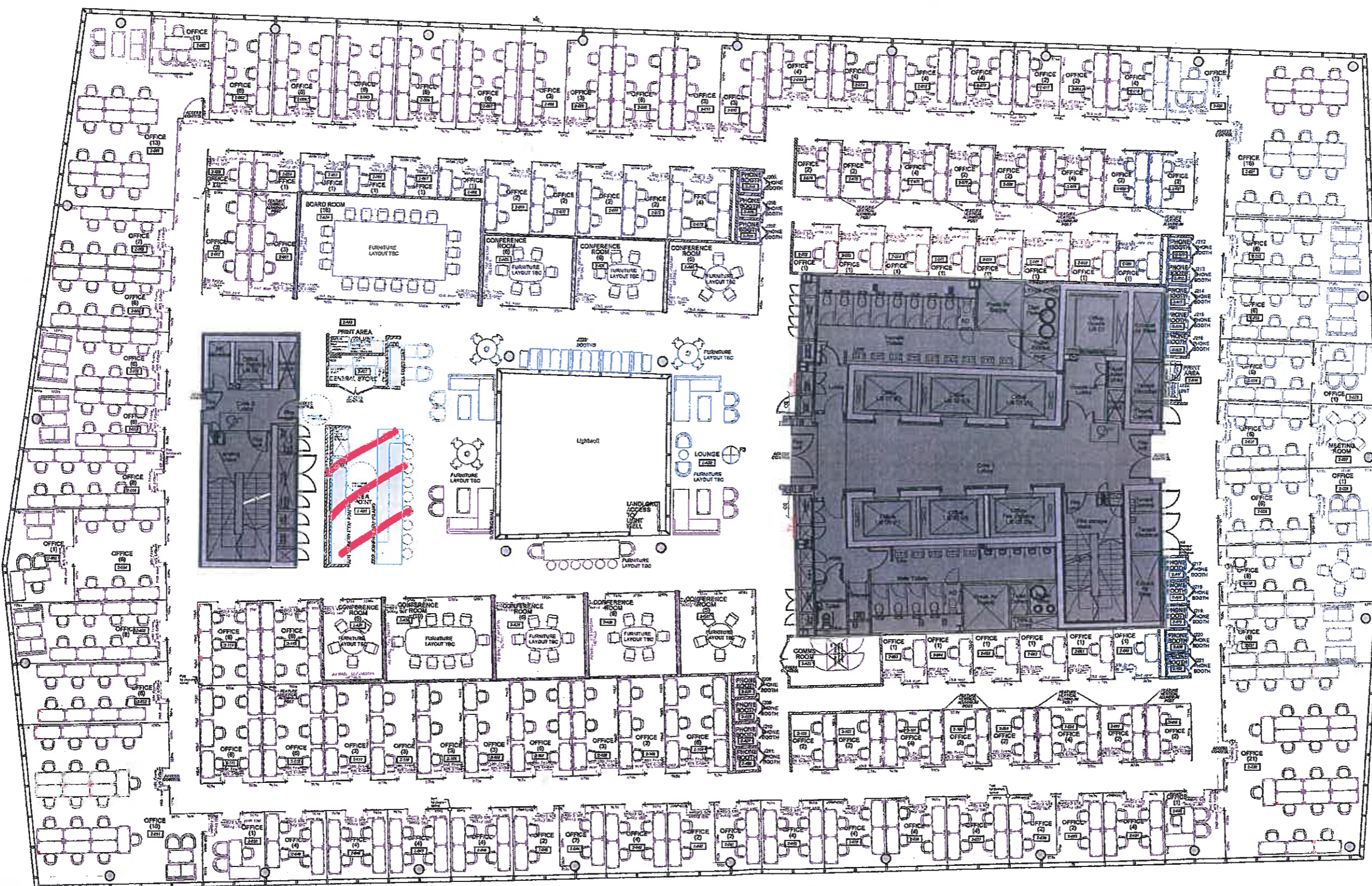
Drawing Title
 Second Floor - General Arrangement

Account Manager
 Rob Gregory

Designed/Project Manager
 Claire Elliott / Rob Parkin

Scale | Drawn by | Plotted/Check Date
 1:100 @ A1 | AN | 26/02/2015

Contract Number | Building | Floor | Detail | Revision
 1000 | 01 | 02 | GA | AB



BUILDING INFORMATION (ALL DIMENSIONS APPROX AND ARE SUBJECT TO CHECKING BY RELEVANT CONTRACTORS):
 OPEN PLAN FLOOR VOID: TBC on SITE (Including 30mm floor tile).
 OPEN PLAN RAISED ACCESS FLOOR TO UNDERSIDE OF SUSPENDED/MF CEILING: 2758mm.
 OPEN PLAN RAISED ACCESS FLOOR TO UNDERSIDE OF CEILING SLAB: 3519mm.
 OPEN PLAN MAIN SKIRTING (EXISTING): 110h x 10mm deep.
 OPEN PLAN FEATURE SKIRTING (EXISTING): 100h X 2mm deep.
 LIFT LOBBY CEILING HEIGHTS F.F.L. TO UNDERSIDE OF MF: 2753mm/2902mm.
SECOND FLOOR

ACCOAL SUPPLY AREA

© 2015 This drawing is the exclusive Copyrighted Work and may not be copied or used in any form without the prior consent. All dimensions must be checked on site and not solely from the drawing. All drawings and documents are subject to approval by the relevant authorities.



FLOOR SQ.M APPROX. = 2177
FLOOR SQ.FT APPROX. = 23433
 Square foot shown to be based on supplied building shall and includes all rooms - subject to site survey
GENERAL CEILING HEIGHT = 0000mm
 Unless other noted - Refer to survey details
FLOOR VOID = 060mm
 Unless other noted - Refer to survey details
CEILING VOID = 000mm
 Unless other noted - Refer to survey details

ACCOMMODATION SCHEDULE

FACILITY	QTY
Open Plan	-
Offices (1 person)	22
Offices (2 person)	26
Offices (3 person)	12
Offices (4 person)	23
Offices (6 person)	22
Offices (7 person)	1
Offices (8 person)	4
Offices (13 person)	1
Offices (16 person)	1
Offices (18 person)	1
Offices (22 person)	1
Conference Room (5 Person)	4
Conference Room (6 Person)	4
Conference Room (10 Person)	2
Board Room (18 Person)	-
Comms Room	1
Tea Point / Breakout	1
Copy Point	2
Refuse Room	1
Phone Booth	16
TOTAL HEAD COUNT	442

KEY

- 1320 1320 X 610mm WORKSTATIONS WITH LEGS AT 322mm
- JOINERY ITEM
- Minimal works proposed to these areas. Notes shown in red.
- LAYOUT TO BE SHOWN NORMALLY. ALL SUBJECT TO WATER AND WASTE SERVICE ROUTES AND FINAL CABLE OPERATIONS AND DESIGN.

SEE VISTAK DETAILS DRAWINGS FOR AUDIO VISUAL.

AS	ISSUED FOR DRAWING	HL	21.07.15
Rev	Descriptive amendments	Drawn by	Date
Pre-Design - Construction - As Built			
AS BUILT			

Client
WeWork

Client Contact

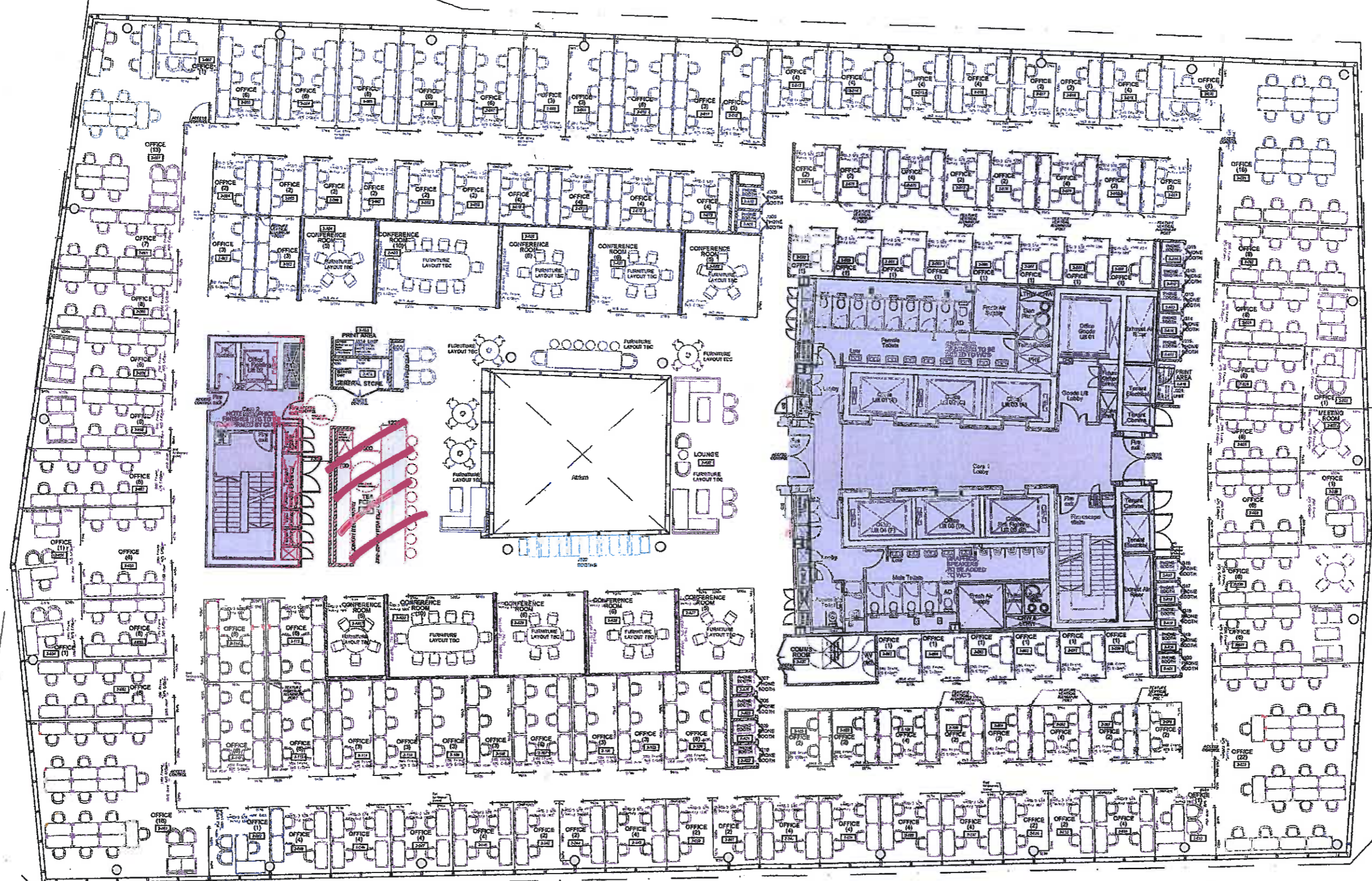
Site Address
 Moorgate Exchange
 Finsbury Street
 London

Drawing Title
 Third Floor - General Arrangement

Account Manager
 Rob Gregory
Designer/Project Manager
 Claire Elliott / Rob Parkin

Scale	Drawn by	Print Drawing Date
1:100 @ A1	AN	24/02/2015
Contract Number	Building	Floor
1000	01	03
	Detail	Revision
	GA	AB

oktra
 Lessor House
 132-140 Goswell Road
 London EC1V 7DY
 T: +44 (0)20 7553 9500
 F: +44 (0)20 7553 9501
 www.oktra.co.uk



BUILDING INFORMATION (ALL DIMENSIONS APPROX AND ARE SUBJECT TO CHECKING BY RELEVANT CONTRACTORS):
OPEN PLAN FLOOR VOID: TBC on SITE (including 30mm floor tile).
OPEN PLAN RAISED ACCESS FLOOR TO UNDERSIDE OF SUSPENDED/MF CEILING: 2749mm.
OPEN PLAN RAISED ACCESS FLOOR TO UNDERSIDE OF CEILING SLAB: 3471mm.
OPEN PLAN MAIN SKIRTING (EXISTING): 110h x 10mm deep.
OPEN PLAN FEATURE SKIRTING (EXISTING): 100h X 2mm deep.
LIFT LOBBY CEILING HEIGHTS F.F.L. TO UNDERSIDE OF MF: 2751mm/ 2899mm.
THIRD FLOOR

ALCOHOL SUPPLY AREA

© 2015. This drawing is the exclusive copyright of Oktra and may not be copied or traded in any form without the prior written consent of Oktra. All dimensions must be checked on site and not relied upon for design. All drawings and proposals are subject to site survey by Oktra and its contractors.



FLOOR SQ.M APPROX. = 2177
 FLOOR SQ.FT APPROX. = 23433
 Square foot shown is based on applied building shell and includes all columns - subject to site survey
 GENERAL CEILING HEIGHT = see below.
 Unless other noted - Refer to survey details
 FLOOR VOID = see below.
 Unless other noted - Refer to survey details
 CEILING VOID = see below.
 Unless other noted - Refer to survey details

ACCOMMODATION SCHEDULE	
FACILITY	QTY
Open Plan	-
Offices (1 person)	22
Offices (2 person)	26
Offices (3 person)	12
Offices (4 person)	23
Offices (5 person)	22
Offices (7 person)	1
Offices (8 person)	4
Offices (13 person)	1
Offices (18 person)	1
Offices (22 person)	1
Conference Room (5 Person)	4
Conference Room (6 Person)	4
Conference Room (10 Person)	2
Board Room (18 Person)	-
Comms Room	1
Tea Point / Breakout	1
Copy Point	2
Refuse Room	1
Phone Booth	16
TOTAL HEAD COUNT	442

KEY

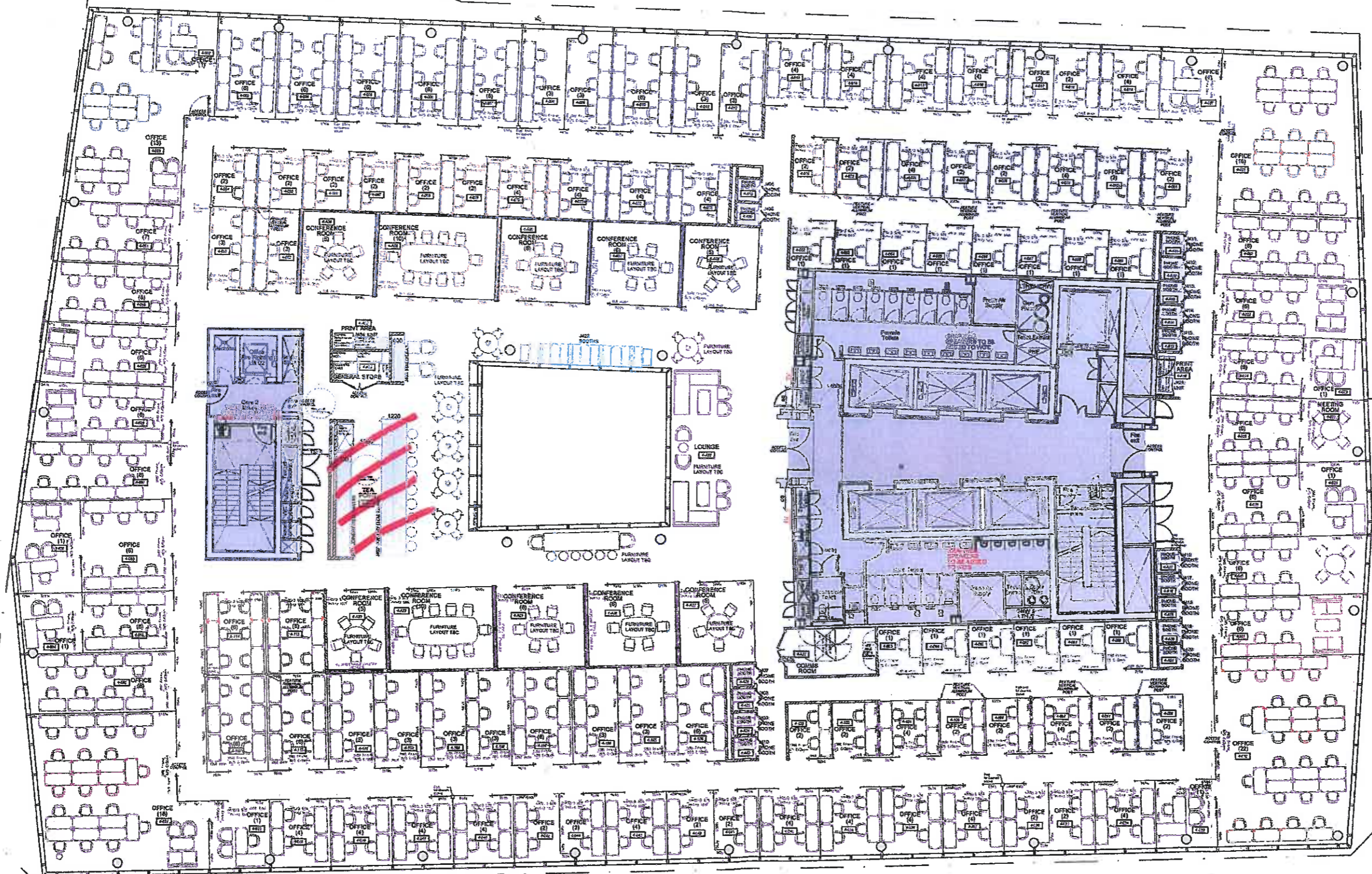
- 1200 X 600mm WORKSTATIONS WITH LEGS AT 102mm
- JOINTERY ITEM
- Minimal works prepared to this extent. Refer shown in red.
- Layout to area shown rationally. All subject to water and waste service routes and final site operation and design.

SEE VISTAK DETAILS DRAWINGS FOR AUDIO VISUAL

AB	ISSUED AS DRAWING	AN	23.07.15
Rev	Descriptive amendments	Drawn by	Date
AS BUILT			

Client
WeWork
 Client Contact
 Site Address
 Workspace Exchange
 Foss Street
 London
 Drawing Title
 Fourth Floor - General Arrangement
 Account Manager
 Rob Gregory
 Designer/Project Manager
 Claire Elliott / Rob Parkin
 Scales
 1:100 @ A1
 Drawn by
 AN
 First Drawing Date
 01/03/2015
 Contract Number
 1000
 Building
 01
 Floor
 04
 Date
 GA
 Revision
 AB

oktra
 Leser House
 132-140 Goswell Road
 London EC1V 7DY
 T: +44 (0)20 7553 8500
 F: +44 (0)20 7553 8501
 www.oktra.co.uk



BUILDING INFORMATION (ALL DIMENSIONS APPROX AND ARE SUBJECT TO CHECKING BY RELEVANT CONTRACTORS):
 OPEN PLAN FLOOR VOID: 150mm (including 30mm floor tile).
 OPEN PLAN RAISED ACCESS FLOOR TO UNDERSIDE OF SUSPENDED/MF CEILING: 2748mm.
 OPEN PLAN RAISED ACCESS FLOOR TO UNDERSIDE OF CEILING SLAB: 3480mm.
 OPEN PLAN MAIN SKIRTING (EXISTING): 110h x 10mm deep.
 OPEN PLAN FEATURE SKIRTING (EXISTING): 100h x 2mm deep.
 LIFT LOBBY CEILING HEIGHTS F.F.L. TO UNDERSIDE OF MF: 2746mm/ 2897mm NOT CHECKED.

FOURTH FLOOR

Handwritten: ALCOATOR SUPPLY AREA

©2015 The Company is the exclusive copyright of Oktra Ltd. All rights reserved. All dimensions shall be checked on site and not taken from the drawings. All drawings are prepared and subject to approval by the relevant authorities.



FLOOR SQ.M APPROX. = 2167
FLOOR SQ.FT APPROX. = 23325
 Square foot shown is based on supplied building shell and includes all columns - subject to site survey
GENERAL CEILING HEIGHT = see below.
 Unless other noted - Refer to survey details
FLOOR VOID = see below.
 Unless other noted - Refer to survey details
CEILING VOID = see below.
 Unless other noted - Refer to survey details

ACCOMMODATION SCHEDULE	
FACILITY	QTY
Open Plan	-
Offices (1 person)	14
Offices (2 person)	18
Offices (3 person)	18
Offices (4 person)	10
Offices (6 person)	23
Offices (7 person)	1
Offices (8 person)	4
Offices (13 person)	1
Offices (18 person)	1
Offices (22 person)	1
Offices (30 person)	1
Conference Room (5 Person)	4
Conference Room (6 Person)	4
Conference Room (10 Person)	2
Comms Room	1
Tea Point / Breakout	1
Copy Point	2
Refuse Room	1
Phone Booth	13
TOTAL HEAD COUNT	444

KEY

- 1200 X 610mm WORKSTATIONS WITH LEGS AT 100mm
- COMBINATION ITEM
- Minimal works proposed to these areas. Notes shown in red.
- Layout to area shown in red. All subject to utility and service routes and final site operative and design.

SEE VISTAK DETAILS DRAWINGS FOR AUDIO VISUAL

Rev	Description	Drawn by	Date
AB	ISSUED FOR DRAWING	NJ	23.07.15

Pre-Design - Construction - As Built
AS BUILT

Client
WeWork
 Client Contact:

Site Address
 Moorgate Exchange
 Fins Street
 London

Drawing Title
Fifth Floor - General Arrangement
 Account Manager:
 Rob Gregory
 Designer Project Manager:
 Claire Elliott / Rob Parkin

Scale
 1:100 @ A1
 Contract Number
 1000

Drawn by
 AN
 Date
 01/03/2015

Detail
 GA
 Revision
 AB

oktra
 Laser House
 132-140 Gerwalk Road
 London EC1V 7DY
 T: +44 (0)20 7553 9500
 F: +44 (0)20 7553 9501
 www.oktra.co.uk



BUILDING INFORMATION (ALL DIMENSIONS APPROX AND ARE SUBJECT TO CHECKING BY RELEVANT CONTRACTORS):
 OPEN PLAN FLOOR VOID: 150mm (including 30mm floor tile).
 OPEN PLAN RAISED ACCESS FLOOR TO UNDERSIDE OF SUSPENDED/MF CEILING: 275mm.
 OPEN PLAN RAISED ACCESS FLOOR TO UNDERSIDE OF CEILING SLAB: 3473mm.
 OPEN PLAN MAIN SKIRTING (EXISTING): 110h x 10mm deep.
 OPEN PLAN FEATURE SKIRTING (EXISTING): 100h X 2mm deep.
 LIFT LOBBY CEILING HEIGHTS F.F.L. TO UNDERSIDE OF MF: 2753mm/ 2902mm.
FIFTH FLOOR

ALCOWAL SUPPLY AREA

NOTE: This drawing is the property of Oktra and may not be copied or reproduced in any form without the prior written consent of Oktra. All drawings and specifications are subject to change without notice.



FLOOR SQ.M APPROX. = 2080
 FLOOR SQ.FT APPROX. = 22389
 Square foot shown is based on supplied building shell and includes all columns - subject to site survey
 Unless other noted - Refer to survey details
 GENERAL CEILING HEIGHT = 0000mm
 Unless other noted - Refer to survey details
 FLOOR VOID = 000mm
 Unless other noted - Refer to survey details
 CEILING VOID = 000mm
 Unless other noted - Refer to survey details

ACCOMMODATION SCHEDULE	
FACILITY	QTY
Open Plan	-
Offices (1 person)	14
Offices (2 person)	16
Offices (3 person)	20
Offices (4 person)	18
Offices (6 person)	18
Offices (7 person)	-
Offices (8 person)	1
Offices (16 person)	1
Offices (18 person)	1
Offices (22 person)	1
Offices (30 person)	2
Conference Room (5 Person)	4
Conference Room (6 Person)	4
Conference Room (10 Person)	2
Board Room (18 Person)	-
Comms Room	1
Tea Point / Breakout	1
Copy Point	2
Refuse Room	1
Phone Booth	10
TOTAL HEAD COUNT	410

KEY

- 1320 X 610 WORKSTATIONS
- JOINERY ITEM
- Minimal works proposed to these areas. Notes shown in red.
- Lobby to area shown notionally. All subject to water and waste service routes and final cable operation and design.

SEE VISTAK DETAILS DRAWINGS FOR AUDIO VISUAL.

AB	ISSUED FOR DRAWING	NJ	20.08.15
Rev	Descriptive amendments	Drawn by	Date
AS BUILT			

Client
WeWork

Client Contact
 Site Address
 Moorgate Exchange
 Fore Street
 London

Drawing Title
Sixth Floor - General Arrangement
 Account Manager
 Rob Gregory
 Designer/Project Manager
 Claire Elliott / Rob Parlin

Scale	1:100 @ A1	Drawn by	AN	First Drawing Date	01/03/2015
Contract Number	1000	Building	01	Floor	06
		Detail	GA	Revision	AB

oktra
 Laser House
 132-140 Goswell Road
 London EC1V 7DY
 T: +44 (0)20 7553 9500
 F: +44 (0)20 7553 9501
 www.oktra.co.uk



BUILDING INFORMATION (ALL DIMENSIONS APPROX AND ARE SUBJECT TO CHECKING BY RELEVANT CONTRACTORS):
 OPEN PLAN FLOOR VOID: 150MM (including 30mm floor tile) TBC.
 OPEN PLAN RAISED ACCESS FLOOR TO UNDERSIDE OF SUSPENDED/MF CEILING: 2756mm.
 OPEN PLAN RAISED ACCESS FLOOR TO UNDERSIDE OF CEILING SLAB: not known.
 OPEN PLAN MAIN SKIRTING (EXISTING): 120h x 10mm deep.
 OPEN PLAN FEATURE SKIRTING (EXISTING): 100h X 2mm deep.
 LIFT LOBBY CEILING HEIGHTS F.F.L TO UNDERSIDE OF MF: 2749/ 2898mm.
SIXTH FLOOR

AN COLL
SUPPLY AREA

NOTES: This drawing is the exclusive Copyright of Oktra and may not be copied or handed to any third parties without prior approval. All dimensions shall be checked on site and not scaled from this drawing. All drawings and proposals are subject to approval by statutory authorities.



FLOOR SQ.M APPROX. = 1786
FLOOR SQ.FT APPROX. = 19224
Square foot shown is based on supplied building sheet and includes all columns - subject to the survey
GENERAL CEILING HEIGHT = see below
Unless other noted - Refer to survey details
FLOOR VOID = 000mm
Unless other noted - Refer to survey details
CEILING VOID = 000mm
Unless other noted - Refer to survey details

ACCOMMODATION SCHEDULE

FACILITY	QTY
Labs / Cowork	54
Offices (1 person)	9
Offices (2 person)	-
Offices (3 person)	5
Offices (4 person)	6
Offices (6 person)	8
Offices (15 person)	2
Offices (18 person)	1
Offices (20 person)	1
Offices (25 person)	1
Offices (33 person)	0
Offices (36 person)	2
Offices (40 person)	1
Conference Room (4 Person)	3
Conference Room (6 Person)	3
Conference Room (10 Person)	-
Conference Room (12-14 Person)	1
Comms Room	1
Tea Point / Breakout	1
Copy Point	3
Refuse Room	1
Phone Booth	10
TOTAL HEAD COUNT	395

KEY

- 1200 X 610mm WORKSTATIONS
- JOINERY ITEM
- Minimal works proposed to these areas. Notes shown in red.
- Layout to area shown nationally. All subject to walls and levels, service routes and final cable operations and design.
- Anticipated path of cleaning trucks that require a 2.5m turning circle and protected route.

SEE VISTAK DETAILS DRAWINGS FOR AUDIO VISUAL.

AS ISSUED FOR DRAWING NJ 20.08.15
 Rev Descriptive amendments Drawn by: Date
 Pre-Design - Construction - As Built

AS BUILT

Client: **WeWork**

Client Contact:

Site Address: **Moorgate Exchange, Finsbury Street, London**

Drawing Title: **Seventh Floor - General Arrangement**

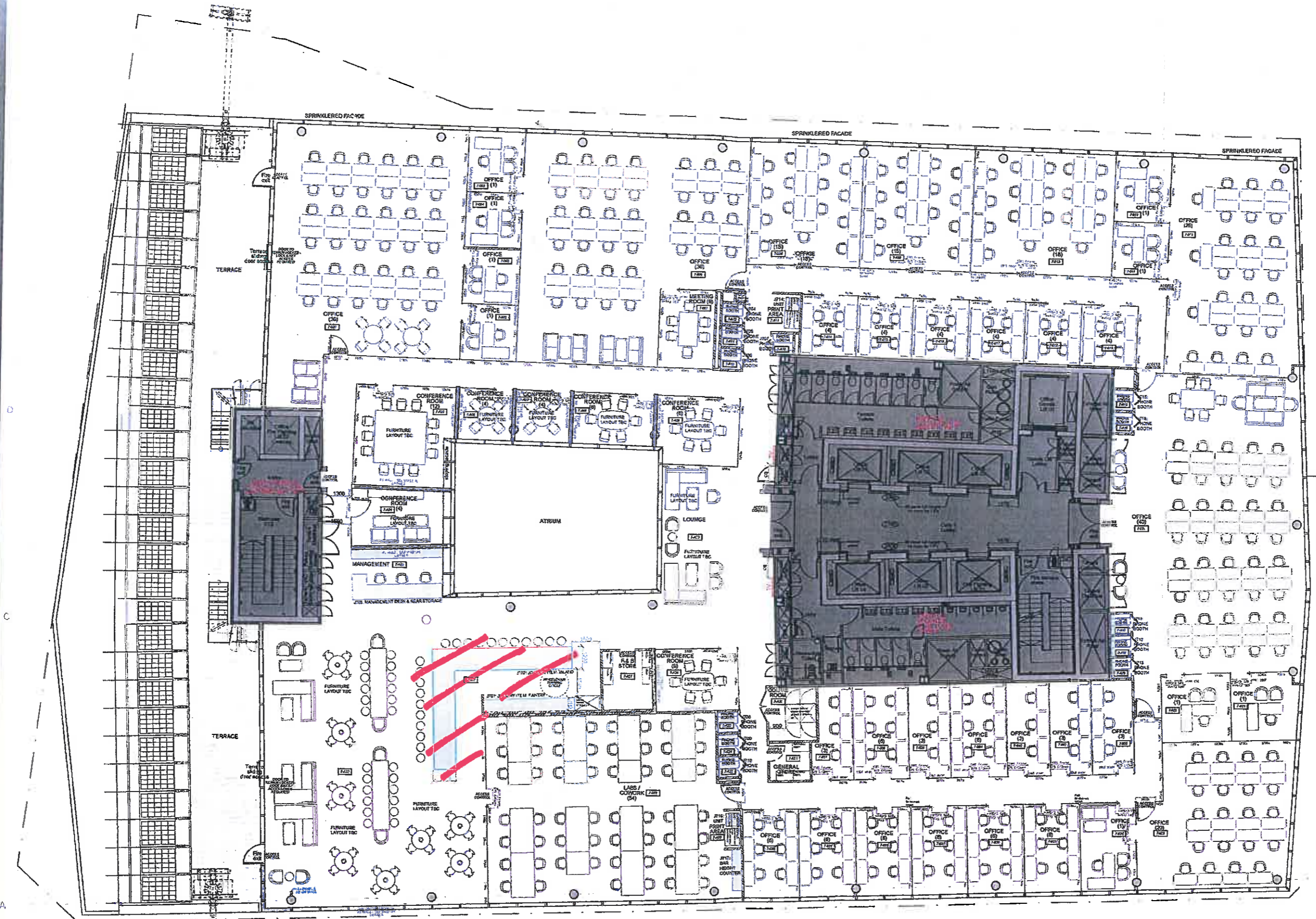
Account Manager: **Rob Emery**

Designed/Project Manager: **Claire Elliott / Rob Parkin**

Scale: **1:100 @ A1** Drawn by: **AN** First Drawing Date: **01/03/2015**

Contract Number	Building	Floor	Date	Revision
1000	01	07	GA	AB

oktra
 Laser House
 132-140 Goswell Road
 London EC1V 7DY
 T: +44 (0)20 7553 9500
 F: +44 (0)20 7553 9501
 www.oktra.co.uk



BUILDING INFORMATION (ALL DIMENSIONS APPROX AND ARE SUBJECT TO CHECKING BY ALL RELEVANT CONTRACTORS):
 OPEN PLAN FLOOR VOID: 150MM (including 30mm floor tile).
 OPEN PLAN RAISED ACCESS FLOOR TO UNDERSIDE OF SUSPENDED/MF CEILING: Varies but generally 2760mm.
 OPEN PLAN RAISED ACCESS FLOOR TO UNDERSIDE OF CEILING SLAB: not known.
 OPEN PLAN MAIN SKIRTING (EXISTING): 120h x 10mm deep.
 OPEN PLAN FEATURE SKIRTING (EXISTING): 100h X 2mm deep.
 LIFT LOBBY CEILING HEIGHTS F.F.L TO UNDERSIDE OF MF: 2760/ 2909mm.

SEVENTH FLOOR

ALCOHOL SUPPLY AREA

NOTICE: This drawing is the copyright of Oktra and may not be copied or altered in any way without prior consent. All dimensions must be checked on site and read from the drawing. All drawings are provided on a 'best effort' basis and are not intended to be used as a legal document.